

TECHNICAL DATA SHEET

DUO-FAST®

0° Coil Nails



DIAMETER	• 2.5
SHANK	• Ring
FINISHES	• Stainless Steel + Paint
COLLATION	• IN Coil Nails
TOOLS	• CNP50 - CNP65 CNP65.1 - CNP75K CNP75.1

MATERIAL PROPERTIES / DIMENSIONS

- **Tensile strength wire:**
minimum 700 N/mm²
- **Diameter, Shank (Ds)¹:**
2.50 mm
- **Diameter, Profile minimum (Dp):**
2.64 mm
- **Diameter, Head (Dh)²:**
Full head = 5.70 mm
Lens head = 5.85 mm
- **Nail length total (Lt)¹:**
35 / 40 / 45 / 50 / 55 / 60 / 65 / 70 mm

INTENDED USE - CORROSION PROTECTION

- **Timber-to-Timber**


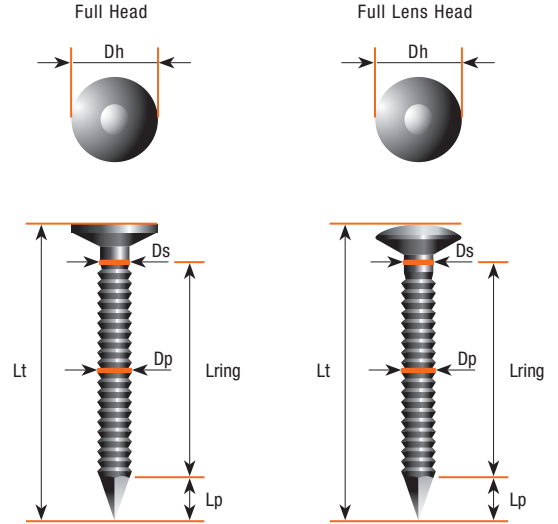


Finishes	Eurocode 5 Service Class	Label colour on packaging
Stainless Steel A2 - AISI 304 A4 - AISI 316	Service Class 1 Indoor use	Yellow
	Service Class 2 Outdoor protected use	
	Service Class 3 Outdoor use	

NAIL DIMENSIONS*

Ds (in mm)	Length Lt (in mm)	Lring min. (in mm)	Lp max. (in mm)
2.5	35	23.3	3.8
2.5	40	23.3	3.8
2.5	45	23.3	3.8
2.5	50	30.3	3.8
2.5	55	30.3	3.8
2.5	60	30.3	3.8
2.5	65	43.3	3.8
2.5	75	43.3	3.8

* In order to select the correct nail length for a given connection please always consult standards and good practice on your local market.

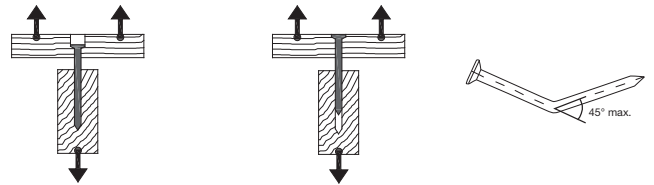


325 nails per coil

CHARACTERISTIC PARAMETERS

“Calculated or tested according to EUROCODE 5”

Head pull-through	Withdrawal	Yield moment
$f_{head,k}$ [N/mm ²]	$f_{ax,k}$ [N/mm ²]	$M_{y,k}$ [Nmm]
19.85	6.67	2 060



- Values are based on a mean characteristic wood density of 350 kg/m³.
- Characteristic parameters must always be reduced to design values by using partial factors.

¹ Tolerance according to EN10218-2 for wire diameter and according to EN14592 for the nail length.

² Tolerance ± 0.3 mm.

³ Please check availability of the reference in the Product Catalogue.